







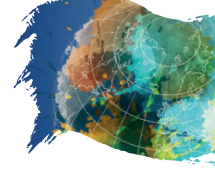

**MARKET ACCESS INDEX**
**RISK PREMIA INDEX**
**SMART BETA INDEX**
**SRI/CLIMATE INDEX**
**THEMATIC INDEX**
**2024**

CONFIDENTIAL – NOT FOR FURTHER DISTRIBUTION. FOR DISCUSSION PURPOSES WITH INSTITUTIONAL INVESTORS ONLY. NOT ALL PRODUCTS DESCRIBED HEREIN ARE CURRENTLY APPROVED BY NATIXIS FOR U.S. AND CANADIAN CUSTOMERS AND SUCH PRODUCTS MUST BE FORMALLY APPROVED PRIOR TO EXECUTION IN ACCORDANCE WITH NATIXIS INTERNAL PROCEDURES. NATIXIS MAKES NO REPRESENTATION OR WARRANTY WITH RESPECT TO THE INFORMATION CONTAINED HEREIN.

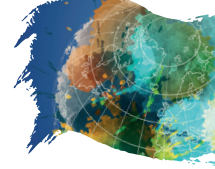
INDEX NAME	BLOOMBERG TICKER	LAUNCH DATE	BACKTEST DATE	SPONSORS/ CALCULATION AGENT	INVESTMENT & REFERENCE UNIVERSE	WEIGHTING METHOD	SYNTHETIC DIVIDEND	RETURN <sup>(1)</sup>	BENCH.	CUR.	REBAL.
<b>MARKET ACCESS INDEX</b>											
<b>CAC® Large 60 Equal Weight Excess Return Index</b>	CLEWE	24 April 2015	31 Jan. 2008	 Euronext	<b>France</b> 60 largest market capitalisation stocks	Equally weighted	5.00% net	Excess Return	CAC	EUR	Quarterly 3rd Friday M J S D
<b>BeNe 40 Equal Weight Excess Return Index</b>	BENEWE	21 Sept. 2015	31 Dec. 2003	 Euronext	<b>Belgium + Netherlands</b> 40 most liquid stocks	Equally weighted	4.50% net	Excess Return	BEL20 AEX	EUR	Quarterly 3rd Friday M J S D
<b>EURO iSTOXX® 70 Equal Weight 5% Decrement Index</b>	ISX70D5	29 April 2016	19 Dec. 2005	 Stoxx	<b>Eurozone</b> 70 largest market capitalisation stocks	Equally weighted	5.00% net	Excess Return	SX5E	EUR	Quarterly 3rd Friday M J S D
<b>FTSE Custom 150 Equally Weighted Discounted Return Index</b>	UKX150EQ	03 May 2016	29 Dec. 2000	 FTSE Russell	<b>United Kingdom</b> 150 largest market capitalisation stocks	Equally weighted	5.00% net	Excess Return	UKX	GBP	Quarterly 3rd Friday M J S D
<b>OMX® Stockholm 40 Equal Weighted Excess Return Index</b>	OMXS40ER	14 Oct. 2016	30 Dec. 2005	 Nasdaq	<b>Sweden</b> 40 largest and most liquid stocks	Equally weighted	5.00% net	Excess Return	OMX	SEK	Quarterly 3rd Friday M J S D
<b>idDAX 50 Equal Weight Decrement 4% Index</b>	DAX50D4	10 Jul. 2017	21 Mar. 2005	 Stoxx	<b>Germany</b> 30 largest market capitalisation + 20 most liquid stocks	Equally weighted	4.00% net	Excess Return	DAXK	EUR	Quarterly 3rd Friday M J S D
<b>EURO iSTOXX® 50 Futures Leveraged Price Index</b>	SX5FLEP	16 Aug. 2017	28 Feb. 2003	 Stoxx	<b>Eurozone</b> 50 largest market capitalisation stocks	Market Capitalisation	No	Price Return	SX5E	EUR	Annually 3rd Friday Sep.
<b>KRX® SF-KOSPI 200 Leverage 1.5x Index</b>	KOSPI3	24 Aug. 2017	02 Jan. 2007	 KRX KOREA EXCHANGE	<b>Korea</b> 200 largest market capitalisation stocks	Market Capitalisation	No	Price Return	KOSPI2	KRW	Annually in June
<b>KOREA Taiwan IT Premier Net TR USD Index</b>	KRTWITN	08 Sep. 2017	03 Jan. 2011	 KRX KOREA EXCHANGE	<b>Korea + Taiwan</b> Most liquid Information Technology Stocks	Market Capitalisation	No	Net Total Return	KOSPI2 + TWSE	USD	Semi-Annually 2nd Friday J D







(1) Please check with your sales representatives for Excess Return, Price Return or Total Return versions.



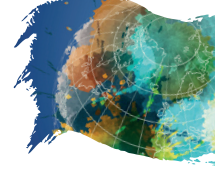
INDEX NAME	BLOOMBERG TICKER	LAUNCH DATE	BACKTEST DATE	SPONSORS/ CALCULATION AGENT	INVESTMENT & REFERENCE UNIVERSE	WEIGHTING METHOD	SYNTHETIC DIVIDEND	RETURN <sup>(1)</sup>	BENCH.	CUR.	REBAL.
<b>MARKET ACCESS INDEX</b>											
<b>SGX® NKY Index Series</b>	SGXNKY1 SGXNKY2 SGXNKY3 SGXNKY4 SGXNKY5	Jan. 2018	17 Oct. 2002	SGX	<b>Japan</b> 225 price-weighted stocks	Price weighted	No	Price Return	NKY	JPY	Daily
<b>EURO iSTOXX® 25 Challengers Equal Weight Decrement 5.50% Index</b>	ISX25D5	20 Jun. 2018	17 Mar. 2006	STOXX	<b>Eurozone</b> 25 smallest market capitalisation stocks from EURO STOXX 50 Index	Equally weighted	5.50% net	Excess Return	SX5E	EUR	Quarterly 3rd Friday M J S D
<b>Euronext® France 20-40 Challengers Equal Weight Decrement 5.5% Index</b>	FRECH	18 Jul. 2018	31 Dec. 2008	Euronext	<b>France</b> 20 smallest market capitalisation stocks in CAC Index	Equally weighted	5.50% net	Excess Return	CAC	EUR	Quarterly 3rd Friday M J S D
<b>EURO iSTOXX® Next 30 Equal Weight Decrement 5% Index</b>	ISX30D5	25 Jul. 2018	20 Sep. 2002	STOXX	<b>Eurozone</b> 30 biggest market capitalisation stocks after SX5E Index	Equally weighted	5.00% net	Excess Return	SX5E	EUR	Quarterly 3rd Friday M J S D
<b>Euronext® France Next 40 Equal Weight Decrement 5.50% Index</b>	NEXT40	15 Aug. 2018	31 Dec. 2008	Euronext	<b>France</b> 40 biggest market capitalisation stocks after CAC Index	Equally weighted	5.50% net	Excess Return	CAC	EUR	Quarterly 3rd Friday M J S D
<b>iEdge® France 50 EW NTR Decrement Index</b>	FRANCE50	25 Sep. 2019	21 Sep. 2009	SGX	<b>France</b> 50 biggest French market capitalisation stocks	Equally weighted	40 points net	Excess Return	CAC	EUR	Quarterly 4th Monday M J S D
<b>iEdge® Eurozone 60 EW NTR Decrement Index</b>	EURO60	04 Nov. 2019	21 Sep. 2009	SGX	<b>Eurozone</b> 60 biggest market capitalisation stocks	Equally weighted	40 points net	Excess Return	SX5E	EUR	Quarterly 4th Monday M J S D
<b>iEdge® Eternals France 2020</b>	FRETEWD0	08 Jun. 2020	02 Jan. 2020	SGX	<b>France</b> 17 stocks present since the creation of the CAC Index	Equally weighted on 02/01/2020	Fixed amount per stock net	Excess Return	CAC	EUR	Static
<b>CAC® Large 60 Equal Weight Decrement 4% Index</b>	CLEW4D	17 Jun. 2020	31 Dec. 2008	Euronext	<b>France</b> 60 largest market capitalisation stocks	Equally weighted	4.00% net	Excess Return	CAC	EUR	Quarterly 3rd Friday M J S D
<b>iEdge Euro Banks Decrement 50 Points GTR Index</b>	EUBANKDG	1 Juil. 2022	28 Dec. 2009	SGX	<b>Europe</b> 15 largest European banks	Market Capitalisation	50 points	Excess Return	SX7E	EUR	Quarterly 3rd Friday M J S D
<b>iEdge Euro Banks Decrement 5% NTR Index</b>	EUBANKDN	1 Juil. 2022	28 Dec. 2009	SGX	<b>Europe</b> 15 largest European banks	Market Capitalisation	5.00%	Excess Return	SX7E	EUR	Quarterly 3rd Friday M J S D
<b>FTSE Custom UK 150 ESG Leaders 5% Decrement Index</b>	UK150ESG	23 Nov. 2022	19 Sept. 2014	FTSE Russell	<b>UK</b> 150 best UK companies according to ESG performances	Market Capitalisation	5.00%	Excess Return	UKX	GBP	Quarterly 4th Monday M J S D

(1) Please check with your sales representatives for Excess Return, Price Return or Total Return versions.



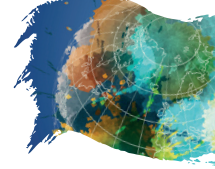
INDEX NAME	BLOOMBERG TICKER	LAUNCH DATE	BACKTEST DATE	SPONSORS/ CALCULATION AGENT	INVESTMENT & REFERENCE UNIVERSE	WEIGHTING METHOD	SYNTHETIC DIVIDEND	RETURN <sup>(1)</sup>	BENCH.	CUR.	REBAL.
<b>MARKET ACCESS INDEX</b>											
<b>iEdge Eurozone Banks Decrement 50 Points GTR Index</b>	BANKEZDG	29 Aug. 2023	28 Dec. 2009		<b>Indice iEdge-FactSet Europe Banks</b>	Market capitalisation	50 points	Excess Return	SX7E	EUR	Quarterly 3rd Friday M J S D
<b>iEdge Euro 30 EW PR index</b>	EURO30DN	16 Feb. 2024	25 Mar. 2013		<b>Eurozone</b>	Equally weighted	5,00%	Excess Return	SX5E	EUR	Quarterly 4th Monday M J S D
<b>iEdge Euro 30 EW Decrement 5% NTR</b>	EURO30PR	17 Feb. 2024	25 Mar. 2013		<b>Eurozone</b>	Equally weighted	-	Price Return	SX5E	EUR	Quarterly 4th Monday M J S D
<b>RISK PREMIA INDEX</b>											
<b>Solactive® U.S. Corporate Leverage Strategy Index</b>	SOLUSCL	11 Oct. 2018	11 Jul. 2006		<b>United States</b> 200 stocks (long/short strategy)	Equally weighted	No	Excess Return	-	USD	Quarterly
<b>SMART BETA INDEX</b>											
<b>S&amp;P 500 Low Volatility Target Beta Index</b>	SPXLTBUP	16 Nov. 2015	02 Dec. 1999		<b>United States</b> 100 least volatile stocks	Inverse Volatility weighted	No	Price Return	SPX	USD	Quarterly 3rd Friday M J S D
<b>Solactive Europe Low Volatility Target Beta TR Index</b>	SOLELVTB	02 Aug. 2016	03 Aug. 2001		<b>Europe</b> 50 most liquid and least volatile stocks	Equally weighted	No	Total Return	SX5T	EUR	Monthly 3rd business day
<b>Solactive Europe Low Volatility Price Return Target Beta Index</b>	SOLELVTP	02 Aug. 2016	03 Aug. 2001		<b>Europe</b> 50 most liquid and least volatile stocks	Equally weighted	No	Price Return	SXXP	EUR	Monthly 3rd business day
<b>Solactive Low Volatility Europe Equal Weight 50 Index</b>	SOLELVEN	02 Aug. 2016	05 Feb. 2001		<b>Europe</b> 50 most liquid and least volatile stocks	Equally weighted	No	Total Return	SXXR	EUR	Monthly 3rd business day
<b>Solactive Europe Low Volatility Excess Return Target Beta Index</b>	SOLELVTE	19 Sep. 2016	03 Aug. 2001		<b>Europe</b> 50 most liquid and least volatile stocks	Equally weighted	5.00% net	Excess Return	SX5E	EUR	Monthly 3rd business day
<b>NASDAQ-100 Target 25 Excess Return Index</b>	XNDXT25E	01 May 2017	27 Dec. 2001		<b>United States</b> 25 stocks from the NASDAQ-100 Index	Equally weighted	2.50%	Excess Return	NDX	USD	Quarterly 3rd Friday M J S D
<b>MSCI World Select Countries Yield Low Volatility 60 Index</b>	DE720576	30 May 2018	30 May 2008		<b>Global</b> 60 high dividend & low volatility stocks	50% Volatility 50% Dividend yield weighted	5.00% net	Excess Return	-	EUR	Quarterly 1st business day M J S D
<b>MSCI World Select Countries Yield Low Volatility 60 Index</b>	ME720575	30 May 2018	30 May 2008		<b>Global</b> 60 high dividend & low volatility stocks	50% Volatility 50% Dividend yield weighted	No	Price Return	-	EUR	Quarterly 1st business day M J S D

(1) Please check with your sales representatives for Excess Return, Price Return or Total Return versions.



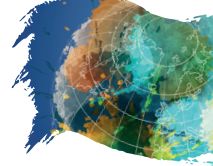
INDEX NAME	BLOOMBERG TICKER	LAUNCH DATE	BACKTEST DATE	SPONSORS/ CALCULATION AGENT	INVESTMENT & REFERENCE UNIVERSE	WEIGHTING METHOD	SYNTHETIC DIVIDEND	RETURN <sup>(1)</sup>	BENCH.	CUR.	REBAL.
<b>SRI/CLIMATE INDEX</b>											
<b>Euronext® Climate Orientation Priority 50 Equal Weight Excess Return Index</b>	COP5E	04 Jun. 2016	19 Nov. 2010	Euronext	Europe 50 low carbon & low volatility stocks	Equally weighted	5.00% net	Excess Return	SX5E	EUR	Annually 3rd Friday March
<b>Euronext® Climate Orientation Priority 50 Equal Weight 4.5% Decrement Index</b>	COP5D	27 Mar. 2019	19 Nov. 2010	Euronext	Europe 50 low carbon & low volatility stocks	Equally weighted	4.50% net	Excess Return	SX5E	EUR	Annually 3rd Friday March
<b>CAC 40® Governance Decrement 5% Index</b>	CAGOD	09 May 2017	30 Dec. 2005	Euronext	France 40 largest market capitalisation stocks	Corporate Governance Score	5.00% net	Excess Return	CAC	EUR	Quarterly 3rd Friday M J S D
<b>Euronext® Climate Objective 50 Equal Weight Decrement 5% Index</b>	ECO50EW	29 May 2017	19 Nov. 2010	Euronext	Europe 50 low carbon stocks	Equally weighted	5.00% net	Excess Return	SX5E	EUR	Annually 3rd Friday March
<b>Solactive® Climate &amp; Energy Transition Index</b>	SOLCLET	08 Jun. 2018	02 Apr. 2012	Solactive	Global 40 low carbon, low volatility & high dividend stocks	Volatility & Dividend yield weighted	No	Price Return	SDGP	EUR	Bi-Annually : 1st business day A O
<b>Euronext® Climate Objective 50 Euro Equal Weight Decrement 5% Index</b>	ECO5E	05 Sep. 2018	19 Nov. 2010	Euronext	Eurozone 50 low carbon stocks	Equally weighted	5.00% net	Excess Return	SX5E	EUR	Annually 3rd Friday March
<b>CAC® Large 60 Responsible Investment SW Decrement 5% Index</b>	RCLWE	07 Nov. 2018	31 Dec. 2007	Euronext	France 60 stocks from CLEWE Index	Mirova/ISS-oekom score	5.00%	Excess Return	CAC	EUR	Quarterly 3rd Friday M J S D
<b>Euronext® France 40 Responsible Investment Decrement 5% Index</b>	RFRA40	07 Nov. 2018	31 Dec. 2007	Euronext	France 40 stocks from CAC Index	Mirova/ISS-oekom score	5.00%	Excess Return	CAC	EUR	Quarterly 3rd Friday M J S D
<b>iEdge ESG Transatlantic Water EW 50 Decrement 50 points</b>	ESGTW5DG	09 Oct. 2020	17 Dec. 2010	SGX	Eurozone + Nordics +US/Canada 50 best Water score stocks	Equally weighted	50 points	Excess Return	SX5E	EUR	Semi-annually 4th Monday M S
<b>iEdge ESG Transatlantic Water EW 50 Decrement 5%</b>	ESGTW5DN	09 Oct. 2020	17 Dec. 2010	SGX	Eurozone + Nordics + US/Canada 50 best Water score stocks	Equally weighted	5.00% net	Excess Return	SX5E	EUR	Semi-annually 4th Monday M S
<b>Euronext® Responsible Investment Euro 50 Equal Weight Decrement 5% Index</b>	ERI5E	05 Dec. 2018	31 Dec. 2007	Euronext	Eurozone 50 responsible investment stocks	Equally weighted	5.00%	Excess Return	SX5E	EUR	Quarterly 3rd Friday M J S D
<b>Euronext® Water &amp; Ocean Europe 40 EW Decrement 4%</b>	WATER4D	02 Oct. 2019	21 Dec. 2009	Euronext	Eurozone + Nordics 40 best Water score stocks	Equally weighted	4.00% net	Excess Return	SX5E	EUR	Annually 3rd Friday December
<b>Euronext® Water &amp; Ocean Europe 40 EW Decrement 5%</b>	WATER5D	02 Oct. 2019	21 Dec. 2009	Euronext	Eurozone + Nordics 40 best Water score stocks	Equally weighted	5.00% net	Excess Return	SX5E	EUR	Annually 3rd Friday December

(1) Please check with your sales representatives for Excess Return, Price Return or Total Return versions.



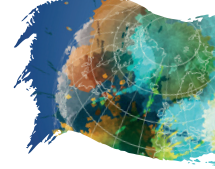
INDEX NAME	BLOOMBERG TICKER	LAUNCH DATE	BACKTEST DATE	SPONSORS/ CALCULATION AGENT	INVESTMENT & REFERENCE UNIVERSE	WEIGHTING METHOD	SYNTHETIC DIVIDEND	RETURN <sup>(1)</sup>	BENCH.	CUR.	REBAL.
<b>Euronext Climate Objective 50 Euro EW Decrement 4%</b>	ECO4D	11 Mar. 2020	19 Nov. 2010	Euronext	<b>Eurozone</b> 50 low carbon stocks	Equally weighted	4.00% net	Excess Return	SX5E	EUR	Annually 3rd Friday March
<b>iEdge Europe Climate EW 40 Decrement 50 Points</b>	CLIMATDG	09 Oct. 2020	26 Sep. 2011	SGX	<b>Eurozone</b> 40 low carbon stocks	Equally weighted	50 points brut	Excess Return	SX5E	EUR	Quarterly 4th Monday M S
<b>iEdge Europe Climate EW 40 Decrement 5%</b>	CLIMATDN	09 Oct. 2020	26 Sep. 2011	SGX	<b>Eurozone</b> 40 low carbon stocks	Equally weighted	5.00% net	Excess Return	SX5E	EUR	Semi-annually 4th Monday M S
<b>Solactive Ethique, Indépendance et Gouvernance Responsable France 30</b>	SOLEIG	16 Oct. 2020	05 Feb. 2014	Solactive	<b>France</b> 30 best Governance score stocks	Market capitalisation	5.00% net	Excess Return	CAC	EUR	Quarterly 1st Wednesday F M A N
<b>iEDGE ESG Transatlantic EW 50 Decrement 5% NTR Index</b>	ESGT50DN	22 Feb. 2021	28 Dec. 2009	SGX	<b>Eurozone + US</b> 50 best ESG performances	Equally weighted	5.00% net	Excess Return	SX5E	EUR	Quarterly 4th Monday M J S D
<b>iEDGE ESG Transatlantic EW 50 Decrement 50 Points GTR Index</b>	ESGT50DG	07 Apr. 2021	28 Dec. 2009	SGX	<b>Eurozone + US</b> 50 best ESG performances	Equally weighted	50 points	Excess Return	SX5E	EUR	Quarterly 4th Monday M J S D
<b>iEdge ESG Transatlantic SDG 50 EW Decrement 5% NTR Index</b>	SDGT50DN	21 Dec. 2021	28 Dec. 2009	SGX	<b>Eurozone + US</b> 50 best ESG performances	Equally weighted	5.00% net	Excess Return	SX5E	EUR	Quarterly 4th Monday M J S D
<b>iEdge ESG Transatlantic SDG 50 EW Decrement 50 Points GTR Index</b>	SDGT50DG	21 Feb. 2022	28 Dec. 2009	SGX	<b>Eurozone + US</b> 50 best ESG performances	Equally weighted	50 points	Excess Return	SX5E	EUR	Quarterly 4th Monday M J S D
<b>iEdge ESG Transatlantic EW 30 Decrement 50 Points GTR Index</b>	ESGT30DG	15 June 2021	28 Dec. 2009	SGX	<b>Eurozone + US</b> 30 best ESG performances	Equally weighted	50 points	Excess Return	SX5E	EUR	Quarterly 4th Monday M J S D
<b>iEdge ESG Transatlantic EW 30 Decrement 5% NTR Index</b>	ESGT30DN	15 June 2021	28 Dec. 2009	SGX	<b>Eurozone + US</b> 30 best ESG performances	Equally weighted	5.00% net	Excess Return	SX5E	EUR	Quarterly 4th Monday M J S D

(1) Please check with your sales representatives for Excess Return, Price Return or Total Return versions.



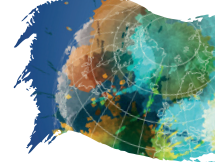
INDEX NAME	BLOOMBERG TICKER	LAUNCH DATE	BACKTEST DATE	SPONSORS/ CALCULATION AGENT	INVESTMENT & REFERENCE UNIVERSE	WEIGHTING METHOD	SYNTHETIC DIVIDEND	RETURN <sup>(1)</sup>	BENCH.	CUR.	REBAL.
<b>iEdge ESG Euro Responsible Management EW 30 Decrement 5% NTR Index</b>	ESGERMDN	11 Feb. 2022	28 Dec. 2009	<b>SGX</b>	<b>Europe</b> 30 best ESG scores	Equally weighted	5.00% net	Excess Return	SX5E	EUR	Quarterly 4th Monday M J S D
<b>iEdge ESG Euro Responsible Management EW 30 Decrement 50 Points GTR Index</b>	ESGERMDG	11 Feb. 2022	28 Dec. 2009	<b>SGX</b>	<b>Europe</b> 30 best ESG scores	Equally weighted	50 points	Excess Return	SX5E	EUR	Quarterly 4th Monday M J S D
<b>iEdge PAB Climate Objective 40 Euro Decrement 5% NTR Index</b>	PAB40EDN	21 Oct. 2022	28 Dec. 2015	<b>SGX</b>	<b>Eurozone</b> 40 stocks most involved in the energy transition	E.U. PAB compliant	5.00% net	Excess Return	SX5E	EUR	Quarterly 4th Monday M J S D
<b>iEdge PAB Climate Objective 40 Euro Decrement 50 Points GTR Index</b>	PAB40EDG	21 Oct. 2022	28 Dec. 2015	<b>SGX</b>	<b>Eurozone</b> 40 stocks most involved in the energy transition	E.U. PAB compliant	50 points	Excess Return	SX5E	EUR	Quarterly 4th Monday M J S D
<b>iEdge ESG World SDG Decrement 50 Points GTR Index</b>	SDGWODG	23 Jun. 2022	28 Dec. 2009	<b>SGX</b>	<b>Global</b> Selection of 115 global stocks with best ESG scores	Equally weighted (50% Europe, 45% US, 5% Japon)	50 points	Excess Return	SX5E	EUR	Quarterly 4th Monday M J S D
<b>iEdge ESG World SDG Decrement 5% NTR Index</b>	SDGWODN	23 Jun. 2022	28 Dec. 2009	<b>SGX</b>	<b>Global</b> Selection of 115 global stocks with best ESG scores	Equally weighted (50% Europe, 45% US, 5% Japon)	5.00% net	Excess Return	SX5E	EUR	Quarterly 4th Monday M J S D
<b>iEdge ESG US SDG 40 EW Decrement 5% NTR Index</b>	SDGUSDN	14 Jun. 2022	28 Dec. 2009	<b>SGX</b>	<b>U.S.</b> Selection of 40 US stocks with best ESG scores	Equally weighted	5.00% net	Excess Return	SPX	USD	Quarterly 4th Monday M J S D
<b>iEdge ESG US SDG 40 EW Decrement 50 Points GTR Index</b>	SDGUSDG	14 Jun. 2022	28 Dec. 2009	<b>SGX</b>	<b>U.S.</b> Selection of 40 US stocks with best ESG scores	Equally weighted	50 points	Excess Return	SPX	USD	Quarterly 4th Monday M J S D
<b>iEdge ESG Japan SDG 40 EW Decrement 50 Points GTR Index</b>	SDGJPDG	23 Jun. 2022	28 Dec. 2009	<b>SGX</b>	<b>Japan</b> Selection of 40 Japan stocks with best ESG scores	Equally weighted	50 points	Excess Return	NKY	JPY	Quarterly 4th Monday M J S D
<b>iEdge ESG Japan SDG 40 EW Decrement 5% NTR Index</b>	SDGJPDN	23 Jun. 2022	28 Dec. 2009	<b>SGX</b>	<b>Japan</b> Selection of 40 Japan stocks with best ESG scores	Equally weighted	5.00% net	Excess Return	NKY	JPY	Quarterly 4th Monday M J S D
<b>iEdge ESG Eurozone SDG 35 EW Decrement 5% NTR Index</b>	SDGEZDN	23 Jun. 2022	28 Dec. 2009	<b>SGX</b>	<b>Eurozone</b> Selection of 35 EZ stocks with best ESG scores	Equally weighted	5.00% net	Excess Return	SX5E	EUR	Quarterly 4th Monday M J S D
<b>iEdge ESG Eurozone SDG 35 EW Decrement 50 Points GTR Index</b>	SDGEZDG	23 Jun. 2022	28 Dec. 2009	<b>SGX</b>	<b>Eurozone</b> Selection of 35 EZ stocks with best ESG scores	Equally weighted	50 points	Excess Return	SX5E	EUR	Quarterly 4th Monday M J S D
<b>iEdge ESG Transatlantic EW 20 Decrement 50 Points GTR Index</b>	ESGT20DG	-	25 Mar. 2013	<b>SGX</b>	<b>Eurozone + US</b> 20 best ESG performances	Equally weighted	50 points	Excess Return	SX5E	EUR	Quarterly 4th Monday M J S D
<b>iEdge ESG Transatlantic SDG 50 EW Decrement 50 points GTR Series 2</b>	SDGT50D2	21 Feb. 2022	28 Dec. 2009	<b>SGX</b>	<b>Eurozone + US</b> 50 best ESG performances	Equally Weighted	50 points	Excess return	-	EUR	Quarterly 4th Monday M J S D

(1) Please check with your sales representatives for Excess Return, Price Return or Total Return versions.



INDEX NAME	BLOOMBERG TICKER	LAUNCH DATE	BACKTEST DATE	SPONSORS/ CALCULATION AGENT	INVESTMENT & REFERENCE UNIVERSE	WEIGHTING METHOD	SYNTHETIC DIVIDEND	RETURN <sup>(1)</sup>	BENCH.	CUR.	REBAL.
<b>iEdge ESG Screened Transatlantic SDG Decrement 50 points GTR</b>	SDGSTDG	26 Jan. 2024	25 Jun. 2012	SGX	<b>Eurozone + US</b> 55 largest market capitalisations	Equally weighted (50% Europe, 50% US)	50 points	Excess return	-	EUR	Quarterly 4th Monday M J S D
<b>iEdge ESG Screened World SDG decrement 50 points GR</b>	SDGSWODN	18 Oct. 2023	25 Jun. 2012	SGX	<b>Eurozone + US + Japan</b> 60 largest market capitalisations	Market capitalisation	5,00%	Excess return	-	EUR	Quarterly 4th Monday M J S D
<b>iEdge ESG Screened Developed Economies SDG Decrement 50 pts GTR</b>	SDGSDEDG	-	22 Nov. 2013	SGX	<b>Eurozone + US + Japan</b> 60 largest market capitalisations	Market Cap. (50% Europe, 45% US, 5% Japon)	50 points	Excess Return	-	EUR	Quarterly 4th Monday M J S D
<b>THEMATIC INDEX</b>											
<b>Solactive European Quality Market Neutral Index</b>	SOLEQIMN	11 Apr. 2016	08 Jan. 2001	Solactive	<b>Europe</b> 50 quality market neutral stocks	Equally weighted	No	Price Return	SX5E	EUR	Annually 2nd Monday January
<b>Solactive Quality of Life Select 40 Index</b>	SOLQLIFE	11 Aug. 2016	24 Aug. 2006	Solactive	<b>Europe + US</b> 40 quality of life stocks	Volatility & Dividends yield weighted	No	Price Return	SX5E	EUR	Quarterly 4th Monday J A J O
<b>Solactive Global Infrastructure Select 40 Index</b>	SOLINFGE	16 May 2017	05 Jan. 2007	Solactive	<b>Global</b> 40 highest dividend ans least volatile infrastructure stocks	Volatility & Dividends	No	Price Return	SDGP	EUR	Quarterly last business day M J S D
<b>Solactive Global Infrastructure Select 40 USD Net Total Return Index</b>	SOLINF TU	16 May 2017	05 Jan. 2007	Solactive	<b>Global</b> 40 highest dividend ans least volatile infrastructure stocks	Volatility & Dividends	No	Net Total Return	SDGV	USD	Quarterly last business day M J S D
<b>Solactive Online Gaming VT ER Index</b>	SOLOGVT	07 Feb. 2020	06 Oct. 2004	Solactive	<b>Global</b> 5 stocks representing the online gaming sector	Equally weighted	-	Excess Return	-	USD	Static
<b>Solactive Transatlantic Infrastructure Select 40 Index</b>	SOLTINFR	27 Oct. 2017	26 Oct. 2007	Solactive	<b>Europe + US</b> 40 highest dividend ans least volatile infrastructure stocks	Volatility & Dividends	No	Price Return	SDGP	EUR	Quarterly last business day M J S D
<b>Solactive Transatlantic Healthcare Equity Index 12% VT</b>	SOLHC12	12 Dec. 2018	16 Apr. 2007	Solactive	<b>Global</b> 50 least volatile healthcare stocks & 3M Libor	Inverse Volatility	2.00%	Excess Return	MXWO	USD	Quarterly last business day M J S D
<b>Solactive Post-Pandemic World Index</b>	SOLPPW	08 Aug. 2020	06 Oct. 2015	Solactive	<b>Global</b> 10 companies (post-COVID theme)	Equally weighted	3.50%	Excess Return	MXWO	USD	Static
<b>Solactive Top 10 US Technology VT Index</b>	SOTEC10V	08 Aug. 2019	31 Dec. 2012	Solactive	<b>US</b> 10 largest & least volatile technology stocks	Inverse Volatility	3.75% net	Excess Return	SPX	USD	Quarterly 3rd Friday M J S D
<b>Solactive US Economy New Leaders VT Index</b>	SOLUNEWV	03 May 2021	01 Sept. 2015	Solactive	<b>US</b> 12 companies (post-Biden theme)	Risk parity	4.00%	Excess Return	SPX	USD	Static
<b>Solactive Gafam Equally Weighted Decrement Index</b>	SOGAFAM	9 Sept. 2021	31 May 2012	Solactive	<b>US</b> GAFAM	Equally weighted	5.00%	Excess Return	NDX	USD	Static

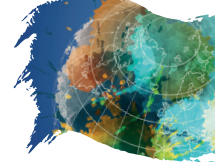
(1) Please check with your sales representatives for Excess Return, Price Return or Total Return versions.



INDEX NAME	BLOOMBERG TICKER	LAUNCH DATE	BACKTEST DATE	SPONSORS/ CALCULATION AGENT	INVESTMENT & REFERENCE UNIVERSE	WEIGHTING METHOD	SYNTHETIC DIVIDEND	RETURN <sup>(1)</sup>	BENCH.	CUR.	REBAL.
<b>THEMATIC INDEX</b>											
<b>iEdge Eurozone Hydrogen Value Chain Leaders Decrement 5% NTR Index</b>	EUHYDN	15 Nov. 2022	10 Dec. 2012	<b>SGX</b>	<b>Eurozone</b> 30 stocks from green hydrogen value chain	Market capitalisation	5.00% net	Excess Return	-	EUR	Quarterly 4th Monday M J S D
<b>iEdge Eurozone Hydrogen Value Chain Leaders Decrement 50 Points GTR Index</b>	EUHYDG	15 Nov. 2022	10 Dec. 2012	<b>SGX</b>	<b>Eurozone</b> 30 stocks from green hydrogen value chain	Market capitalisation	50 points bruts	Excess Return	-	EUR	Quarterly 4th Monday M J S D
<b>iEdge Eurozone Hydrogen Value Chain Leaders EW Decrement 5% NTR Index</b>	EUWHYDN	19 Jan. 2023	26 Mar. 2012	<b>SGX</b>	<b>Eurozone</b> 30 stocks from green hydrogen value chain	Equally weighted	5.00% net	Excess Return	-	EUR	Quarterly 4th Monday M J S D
<b>iEdge Transatlantic Luxury Goods &amp; Services 10 EW Decrement 50 Points GTR Index</b>	LUXGSTDG	22 Dec. 2022	24 Mar. 2014	<b>SGX</b>	<b>Transatlantic</b> 10 luxury stocks	Equally weighted	50 points	Excess Return	MXW00CD	EUR	Quarterly 4th Monday M J S D
<b>iEdge Transatlantic Luxury Goods &amp; Services 10 EW Decrement 5% NTR Index</b>	LUXGSTDN	22 Dec. 2022	24 Mar. 2014	<b>SGX</b>	<b>Transatlantic</b> 10 luxury stocks	Equally weighted	5.00%	Excess Return	MXW00CD	EUR	Quarterly 4th Monday M J S D
<b>iEdge Global Car Makers 10 EW Decrement 50 points GTR</b>	CARGDG	4 Apr. 2024	25 Mar. 2013	<b>SGX</b>	<b>Global</b> 10 car makers stocks	Equally weighted	50 points	Excess Return	MSERWI	EUR	Quarterly 4th Monday M J S D
<b>iEdge Eurozone ESG Leaders 10 EW Decrement 50 points GTR</b>	ESGLEADG	19 Jan. 2024	25 Mar. 2013	<b>SGX</b>	<b>Eurozone</b> 10 leading ESG stocks	Equally weighted	50 points	Excess Return	SX5E	EUR	Quarterly 4th Monday M J S D
<b>iEdge Eurozone ESG Leaders 10 EW Decrement 5% NTR</b>	ESGLEADN	19 Jan. 2024	25 Mar. 2013	<b>SGX</b>	<b>Eurozone</b> 10 leading ESG stocks	Equally weighted	5.00%	Excess Return	SX5E	EUR	Quarterly 4th Monday M J S D
<b>iEdge Multi-Secteur Premium</b>	MSPGSTDG	15 Mar. 2024	26 Mar. 2012	<b>SGX</b>	<b>Transatlantic</b> 10 multi-sector stocks	Equally weighted	50 points	Excess Return	MXW00CD	EUR	Quarterly 4th Monday M J S D
<b>iEdge Global Semiconductors 10 EW 50 Points GTR Index</b>	SEMC10DG	4 Apr. 2024	25 Mar. 2013	<b>SGX</b>	<b>Global</b> 10 Semiconductor stocks	Equally weighted	50 points	Excess Return	MSERWI	EUR	Quarterly 4th Monday M J S D
<b>iEdge Global Semiconductors 10 EW Decrement 5% GTR Index</b>	SEMC10PC	25 Jan. 2024	25 Mar. 2013	<b>SGX</b>	<b>Global</b> 10 Semiconductor stocks	Equally weighted	5.00%	Excess Return	MSERWI	EUR	Quarterly 4th Monday M J S D
<b>iEdge US Artificial Intelligence Decrement 50 Points Index</b>	AIUS40DG	27 Jun. 2023	01 Apr. 2005	<b>SGX</b>	<b>United States</b> 40 AI stocks	Market capitalisation	50 points	Excess Return	SPX	EUR	Quarterly 3rd Friday M J S D
<b>iEdge Artificial Intelligence US 40 Index Decrement 5% NTR Index</b>	AIUS40DN	21 Jun. 2023	01 Apr. 2005	<b>SGX</b>	<b>United States</b> 40 AI stocks	Market capitalisation	5.00%	Excess Return	SPX	EUR	Quarterly 3rd Friday M J S D
<b>iEdge ESG Healthcare Transatlantic 10 EW Decrement 50 points GTR</b>	HEALTHDG	24 Jul. 2023	25 Mar. 2013	<b>SGX</b>	<b>Europe United States</b> 10 leading ESG healthcare stocks	Equally weighted	50 points	Excess Return	Composite	EUR	Quarterly 4th Monday M J S D
<b>iEdge ESG Healthcare Transatlantic 10 EW Decrement 5% NTR Index</b>	HEALTHDN	24 Jul. 2023	25 Mar. 2013	<b>SGX</b>	<b>Europe United States</b> 10 leading ESG healthcare stocks	Equally weighted	5.00%	Excess Return	Composite	EUR	Quarterly 4th Monday M J S D

(1) Please check with your sales representatives for Excess Return, Price Return or Total Return versions.





INDEX NAME	BLOOMBERG TICKER	LAUNCH DATE	BACKTEST DATE	SPONSORS/ CALCULATION AGENT	INVESTMENT & REFERENCE UNIVERSE	WEIGHTING METHOD	SYNTHETIC DIVIDEND	RETURN <sup>(1)</sup>	BENCH.	CUR.	REBAL.
<b>THEMATIC INDEX</b>											
<b>iEdge Europe Energy 10 EW Decrement 50 Points GTR</b>	ENERGYDG	-	22 Mar. 2010	<b>SGX</b>	<b>iEdge Europe 600</b> 10 European Energy stocks	Equally weighted	50 points	Excess Return	S600ENP	EUR	Static
<b>iEdge US Leader 10 EW Decrement 50 Points GTR Index</b>	USLEADG	24 Oct. 2023	25 Mar. 2013	<b>SGX</b>	<b>United States</b> 10 leading stock in terms of share price and market cap	Equally weighted	50 points	Excess Return	SPX	EUR	Static
<b>iEdge Eurozone Value 10 EW Decrement 50 Points GTR</b>	EURVALDG	-	22 Mar. 2013	<b>SGX</b>	<b>Eurozone</b> 10 european "value" stocks	Equally weighted	50 points	Excess Return	SX5E	EUR	Static
<b>iEdge France Value 10 EW Decrement 50 Points GTR Index</b>	FRAVALDG	16 Feb. 2023	13 Oct. 2014	<b>SGX</b>	<b>France</b> 10 french "value" stocks	Equally weighted	50 points	Excess Return	CAC	EUR	Static
<b>iEdge Sport &amp; Sponsors EW Decrement 5% NTR Index</b>	PARISSDN	10 Apr. 2024	24 Apr. 2014	<b>SGX</b>	<b>Stocks associated with Paris major sport events</b>	Equally weighted	5.00%	Excess Return	-	EUR	Quarterly 4th Monday M J S D

(1) Please check with your sales representatives for Excess Return, Price Return or Total Return versions.

## DISCLAIMER

**This document is for discussion and information purposes only. It is highly confidential and it is the property of Natixis. It should not be transmitted to any person other than the original addressee(s) without the prior written consent of Natixis.** This document is a marketing presentation. It does not constitute an independent investment research and has not been prepared in accordance with the legal requirements designed to promote the independence of investment research. Accordingly there are no prohibitions on dealing ahead of its dissemination. The distribution, possession or delivery of this document in, to or from certain jurisdictions may be restricted or prohibited by law. Recipients of this document are therefore required to ensure that they are aware of, and comply with, such restrictions or prohibitions. Neither Natixis, nor any of its affiliates, directors, employees, agents or advisers nor any other person accept any liability to anyone in relation to the distribution, possession or delivery of this document in, to or from any jurisdiction. This Document is only addressed to Investment Professionals as set out in Article 19 of the Financial Services and Markets Act 2000 (Financial Promotion) Order 2005 or to persons regarded as professional investors under equivalent legislation under a jurisdiction of the European Economic Area. This document is not for distribution to retail client. This document is communicated to each recipient for information purposes only and does not constitute a personalised recommendation. It is intended for general distribution and the products or services described herein do not take into account any specific investment objective, financial situation or particular need of any recipient. It should not be construed as an offer or solicitation with respect to the purchase, sale or subscription of any interest or security or as an undertaking by Natixis to complete a transaction subject to the terms and conditions described in this document or any other terms and conditions. Any guarantee, funding, interest or currency swap, underwriting or more generally any undertaking provided for in this document should be treated as preliminary only and is subject to a formal approval and written confirmation in accordance with Natixis' current internal procedures. Natixis has neither verified nor independently analysed the information contained in this document. Accordingly, no representation, warranty or undertaking, express or implied, is made to recipients as to or in relation to the accuracy or completeness or otherwise of this document or as to the reasonableness of any assumption contained in this document. The information contained in this document does not take into account specific tax rules or accounting methods applicable to counterparties, clients or potential clients of Natixis. Therefore, Natixis shall not be liable for differences, if any, between its own valuations and those valuations provided by third parties; as such differences may arise as a result of the application and implementation of alternative accounting methods, tax rules or valuation models. Prices and margins are deemed to be indicative only and are subject to changes at any time depending on, inter alia, market conditions. Past performance and simulations of past performance are not a reliable indicator and therefore do not predict future results. The information contained in this document may include results of analyses from a quantitative model, which represent potential future events that may or may not be realised, and is not a complete analysis of every material fact representing any product. Information may be changed or withdrawn by Natixis at any time without notice. More generally, no responsibility is accepted by Natixis, nor by any of its holding companies, subsidiaries, associated undertakings or controlling persons, or any of their respective directors, officers, partners, employees, agents, representatives or advisors as to or in relation to the characteristics of this information. The statements, assumptions and opinions contained in this document may be forward-looking and are therefore subject to risks and uncertainties. Actual results and developments may differ materially from those expressed or implied, depending on a variety of factors and accordingly there can be no guarantee of the projected results, projections or developments. Natixis makes no representation or warranty, expressed or implied, as to the accomplishment of or reasonableness of, nor should any reliance be placed on any projections, targets, estimates or forecasts, or on the statements, assumptions and opinions expressed in this document. Nothing in this document should be relied on as a promise or guarantee as to the future. It should not be assumed that the information contained in this document will have been updated subsequent to the date stated on the front page of this document. In addition, the delivery of this document does not imply in any way an obligation on anyone to update the information contained herein at any time. Natixis shall not be liable for any financial loss or any decision taken on the basis of the information contained in this document and Natixis does not hold itself out as providing any advice, particularly in relation to investment services. In any event, you should request any internal and/or external advice that you consider necessary or desirable to obtain, including any financial, legal, tax or accounting advice, or any other specialist advice, in order to verify in particular that the investment(s) described in this document meets your investment objectives and constraints, and to obtain an independent valuation of such investment(s), and the risk factors and rewards. Natixis is supervised by the European Central bank (ECB). Natixis is authorised in France by the Autorite de controle prudentiel et de résolution (ACPR) as a Bank – Investment Services Provider and subject to its supervision. Natixis is regulated by the AMF in respect of its investment services activities. In the UK, Natixis is authorised by L'Autorité de Contrôle Prudentiel et de Résolution and subject to limited regulation by the Financial Conduct Authority and Prudential Regulation Authority. Details about the extent of our regulation by the Financial Conduct Authority and Prudential Regulation Authority are available from us on request. In Germany, NATIXIS is authorized by the Autorité de contrôle prudentiel et de résolution (ACPR) as a bank – investment services provider and is subject to its supervision. NATIXIS Zweigniederlassung Deutschland is subject to a limited form of regulation by the Bundesanstalt für Finanzdienstleistungsaufsicht (BaFin) with regards to the conduct of its business in Germany under the right of establishment there. The transfer/distribution of this document in Germany is performed by/under the responsibility of NATIXIS Zweigniederlassung Deutschland. Natixis is authorised by the ACPR and regulated by Bank of Spain and the Comisión Nacional de Mercado de Valores (CNMV) for the conduct of its business under the right of establishment in Spain. Natixis is authorised by the ACPR and regulated by Bank of Italy and the CONSOB (Commissione Nazionale per le Società e la Borsa) for the conduct of its business under the right of establishment in Italy. Natixis is authorised by the ACPR and regulated by the Dubai Financial Services Authority (DFSA) for the conduct of its business in and from the Dubai International Financial Centre (DIFC). The document is being made available to the recipient with the understanding that it meets the DFSA definition of a Professional Client; the recipient is otherwise required to inform Natixis if this is not the case and return the document. The recipient also acknowledges and understands that neither the document nor its contents have been approved, licensed by or registered with any regulatory body or governmental agency in the GCC or Lebanon. This document is not intended for distribution in the United States, or to any US person, or in Canada, Australia, the Republic of South Africa or Japan.



Cannon Bridge House  
25 Dowgate Hill  
London EC4R 2YA  
[www.natixis.com](http://www.natixis.com)

