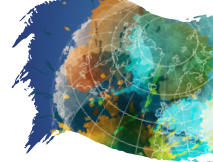

**MARKET ACCESS INDEX**
**RISK PREMIA INDEX**
**SMART BETA INDEX**
**SRI/CLIMATE INDEX**
**THEMATIC INDEX**

APRIL 2022

 STRICTLY CONFIDENTIAL - MARKETING DOCUMENT  
 THIS DOCUMENT IS FOR PROFESSIONAL INVESTORS ONLY

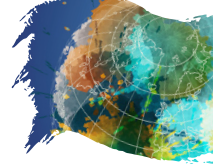
INDEX NAME	BLOOMBERG TICKER	LAUNCH DATE	BACKTEST DATE	SPONSORS/ CALCULATION AGENT	INVESTMENT & REFERENCE UNIVERSE	WEIGHTING METHOD	SYNTHETIC DIVIDEND	RETURN <sup>(1)</sup>	BENCH.	CUR.	REBAL.
<b>MARKET ACCESS INDEX</b>											
<b>CAC® Large 60 Equal Weight Excess Return Index</b>	CLEWE	24 April 2015	31 Jan. 2008	 Euronext	France 60 largest market capitalisation stocks	Equally weighted	5.00% net	Excess Return	CAC	EUR	Quarterly 3rd Friday M J S D
<b>BeNe 40 Equal Weight Excess Return Index</b>	BENEWE	21 Sept. 2015	31 Dec. 2003	 Euronext	Belgium + Netherlands 40 most liquid stocks	Equally weighted	4.50% net	Excess Return	BEL20 AEX	EUR	Quarterly 3rd Friday M J S D
<b>EURO iSTOXX® 70 Equal Weight 5% Decrement Index</b>	ISX70D5	29 April 2016	19 Dec. 2005	 STOXX	Eurozone 70 largest market capitalisation stocks	Equally weighted	5.00% net	Excess Return	SX5E	EUR	Quarterly 3rd Friday M J S D
<b>FTSE Custom 150 Equally Weighted Discounted Return Index</b>	UKX150EQ	03 May 2016	29 Dec. 2000	 FTSE Russell	United Kingdom 150 largest market capitalisation stocks	Equally weighted	5.00% net	Excess Return	UKX	GBP	Quarterly 3rd Friday M J S D
<b>OMX® Stockholm 40 Equal Weighted Excess Return Index</b>	OMXS40ER	14 Oct. 2016	30 Dec. 2005	 Nasdaq	Sweden 40 largest and most liquid stocks	Equally weighted	5.00% net	Excess Return	OMX	SEK	Quarterly 3rd Friday M J S D
<b>idDAX 50 Equal Weight Decrement 4% Index</b>	DAX50D4	10 Jul. 2017	21 Mar. 2005	 STOXX	Germany 30 largest market capitalisation + 20 most liquid stocks	Equally weighted	4.00% net	Excess Return	DAXK	EUR	Quarterly 3rd Friday M J S D
<b>EURO iSTOXX® 50 Futures Leveraged Price Index</b>	SX5FLEP	16 Aug. 2017	28 Feb. 2003	 STOXX	Eurozone 50 largest market capitalisation stocks	Market Capitalisation	No	Price Return	SX5E	EUR	Annually 3rd Friday Sep.
<b>KRX® SF-KOSPI 200 Leverage 1.5x Index</b>	KOSPI3	24 Aug. 2017	02 Jan. 2007	 KRX KOREA EXCHANGE	Korea 200 largest market capitalisation stocks	Market Capitalisation	No	Price Return	KOSPI2	KRW	Annually in June
<b>KOREA Taiwan IT Premier Net TR USD Index</b>	KRTWITN	08 Sep. 2017	03 Jan. 2011	 KRX KOREA EXCHANGE	Korea + Taiwan Most liquid Information Technology Stocks	Market Capitalisation	No	Net Total Return	KOSPI2 + TWSE	USD	Semi-Annually 2nd Friday J D


(1) Please check with your sales representatives for Excess Return, Price Return or Total Return versions.



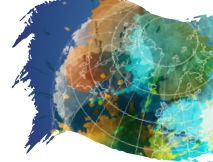
INDEX NAME	BLOOMBERG TICKER	LAUNCH DATE	BACKTEST DATE	SPONSORS/ CALCULATION AGENT	INVESTMENT & REFERENCE UNIVERSE	WEIGHTING METHOD	SYNTHETIC DIVIDEND	RETURN <sup>(1)</sup>	BENCH.	CUR.	REBAL.
MARKET ACCESS INDEX											
<b>SGX® NKY Index Series</b>	SGXNKY1 SGXNKY2 SGXNKY3 SGXNKY4 SGXNKY5	Jan. 2018	17 Oct. 2002	SGX	<b>Japan</b> 225 price-weighted stocks	Price weighted	No	Price Return	NKY	JPY	Daily
<b>EURO iSTOXX® 25 Challengers Equal Weight Decrement 5.50% Index</b>	ISX25D5	20 Jun. 2018	17 Mar. 2006	STOXX	<b>Eurozone</b> 25 smallest market capitalisation stocks from EURO STOXX 50 Index	Equally weighted	5.50% net	Excess Return	SX5E	EUR	Quarterly 3rd Friday M J S D
<b>Euronext® France 20-40 Challengers Equal Weight Decrement 5.5% Index</b>	FRECH	18 Jul. 2018	31 Dec. 2008	Euronext	<b>France</b> 20 smallest market capitalisation stocks in CAC Index	Equally weighted	5.50% net	Excess Return	CAC	EUR	Quarterly 3rd Friday M J S D
<b>EURO iSTOXX® Next 30 Equal Weight Decrement 5% Index</b>	ISX30D5	25 Jul. 2018	20 Sep. 2002	STOXX	<b>Eurozone</b> 30 biggest market capitalisation stocks after SX5E Index	Equally weighted	5.00% net	Excess Return	SX5E	EUR	Quarterly 3rd Friday M J S D
<b>Euronext® France Next 40 Equal Weight Decrement 5.50% Index</b>	NEXT40	15 Aug. 2018	31 Dec. 2008	Euronext	<b>France</b> 40 biggest market capitalisation stocks after CAC Index	Equally weighted	5.50% net	Excess Return	CAC	EUR	Quarterly 3rd Friday M J S D
<b>iEdge® France 50 EW NTR Decrement Index</b>	FRANCE50	25 Sep. 2019	21 Sep. 2009	SGX	<b>France</b> 50 biggest French market capitalisation stocks	Equally weighted	40 points net	Excess Return	CAC	EUR	Quarterly 4th Monday M J S D
<b>iEdge® Eurozone 60 EW NTR Decrement Index</b>	EURO60	04 Nov. 2019	21 Sep. 2009	SGX	<b>Eurozone</b> 60 biggest market capitalisation stocks	Equally weighted	40 points net	Excess Return	SX5E	EUR	Quarterly 4th Monday M J S D
<b>iEdge® Eternals France 2020</b>	FRETEWD0	08 Jun. 2020	02 Jan. 2020	SGX	<b>France</b> 17 stocks present since the creation of the CAC Index	Equally weighted on 02/01/2020	Fixed amount per stock net	Excess Return	CAC	EUR	Static
<b>CAC® Large 60 Equal Weight Decrement 4% Index</b>	CLEW4D	17 Jun. 2020	31 Dec. 2008	Euronext	<b>France</b> 60 largest market capitalisation stocks	Equally weighted	4.00% net	Excess Return	CAC	EUR	Quarterly 3rd Friday M J S D
RISK PREMIA INDEX											
<b>Solactive® U.S. Corporate Leverage Strategy Index</b>	SOLUSCL	11 Oct. 2018	11 Jul. 2006	Solactive	<b>United States</b> 200 stocks (long/short strategy)	Equally weighted	No	Excess Return	-	USD	Quarterly
SMART BETA INDEX											
<b>S&amp;P 500 Low Volatility Target Beta Index</b>	SPXLTBUP	16 Nov. 2015	02 Dec. 1999	S&P DOW JONES INDICES MCGRAW HILL FINANCIAL	<b>United States</b> 100 least volatile stocks	Inverse Volatility weighted	No	Price Return	SPX	USD	Quarterly 3rd Friday M J S D
<b>Solactive Europe Low Volatility Target Beta TR Index</b>	SOLELVTB	02 Aug. 2016	03 Aug. 2001	Solactive	<b>Europe</b> 50 most liquid and least volatile stocks	Equally weighted	No	Total Return	SX5T	EUR	Monthly 3rd business day

(1) Please check with your sales representatives for Excess Return, Price Return or Total Return versions.



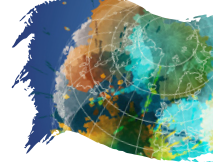
INDEX NAME	BLOOMBERG TICKER	LAUNCH DATE	BACKTEST DATE	SPONSORS/ CALCULATION AGENT	INVESTMENT & REFERENCE UNIVERSE	WEIGHTING METHOD	SYNTHETIC DIVIDEND	RETURN <sup>(1)</sup>	BENCH.	CUR.	REBAL.
SMART BETA INDEX											
<b>Solactive Europe Low Volatility Price Return Target Beta Index</b>	SOLELVTP	02 Aug. 2016	03 Aug. 2001		<b>Europe</b> 50 most liquid and least volatile stocks	Equally weighted	No	Price Return	SXXP	EUR	Monthly 3rd business day
<b>Solactive Low Volatility Europe Equal Weight 50 Index</b>	SOLELVEN	02 Aug. 2016	05 Feb. 2001		<b>Europe</b> 50 most liquid and least volatile stocks	Equally weighted	No	Total Return	SXXR	EUR	Monthly 3rd business day
<b>Solactive Europe Low Volatility Excess Return Target Beta Index</b>	SOLELVTE	19 Sep. 2016	03 Aug. 2001		<b>Europe</b> 50 most liquid and least volatile stocks	Equally weighted	5.00% net	Excess Return	SX5E	EUR	Monthly 3rd business day
<b>NASDAQ-100 Target 25 Excess Return Index</b>	XNDXT25E	01 May 2017	27 Dec. 2001		<b>United States</b> 25 stocks from the NASDAQ-100 Index	Equally weighted	2.50%	Excess Return	NDX	USD	Quarterly 3rd Friday M J S D
<b>MSCI World Select Countries Yield Low Volatility 60 Index</b>	DE720576	30 May 2018	30 May 2008		<b>Global</b> 60 high dividend & low volatility stocks	50% Volatility 50% Dividend yield weighted	5.00% net	Excess Return	-	EUR	Quarterly 1st business day M J S D
<b>MSCI World Select Countries Yield Low Volatility 60 Index</b>	ME720575	30 May 2018	30 May 2008		<b>Global</b> 60 high dividend & low volatility stocks	50% Volatility 50% Dividend yield weighted	No	Price Return	-	EUR	Quarterly 1st business day M J S D
SRI/CLIMATE INDEX											
<b>Euronext® Climate Orientation Priority 50 Equal Weight Excess Return Index</b>	COP5E	04 Jun. 2016	19 Nov. 2010		<b>Europe</b> 50 low carbon & low volatility stocks	Equally weighted	5.00% net	Excess Return	SX5E	EUR	Annually 3rd Friday March
<b>Euronext® Climate Orientation Priority 50 Equal Weight 4.5% Decrement Index</b>	COP5D	27 Mar. 2019	19 Nov. 2010		<b>Europe</b> 50 low carbon & low volatility stocks	Equally weighted	4.50% net	Excess Return	SX5E	EUR	Annually 3rd Friday March
<b>CAC 40® Governance Decrement 5% Index</b>	CAGOD	09 May 2017	30 Dec. 2005		<b>France</b> 40 largest market capitalisation stocks	Corporate Governance Score	5.00% net	Excess Return	CAC	EUR	Quarterly 3rd Friday M J S D
<b>Euronext® Climate Objective 50 Equal Weight Decrement 5% Index</b>	ECO50EW	29 May 2017	19 Nov. 2010		<b>Europe</b> 50 low carbon stocks	Equally weighted	5.00% net	Excess Return	SX5E	EUR	Annually 3rd Friday March
<b>Solactive® Climate &amp; Energy Transition Index</b>	SOLCLET	08 Jun. 2018	02 Apr. 2012		<b>Global</b> 40 low carbon, low volatility & high dividend stocks	Volatility & Dividend yield weighted	No	Price Return	SDGP	EUR	Bi-Annually : 1st business day A O
<b>Euronext® Climate Objective 50 Euro Equal Weight Decrement 5% Index</b>	ECO5E	05 Sep. 2018	19 Nov. 2010		<b>Eurozone</b> 50 low carbon stocks	Equally weighted	5.00% net	Excess Return	SX5E	EUR	Annually 3rd Friday March
<b>CAC® Large 60 Responsible Investment SW Decrement 5% Index</b>	RCLEWE	07 Nov. 2018	31 Dec. 2007		<b>France</b> 60 stocks from CLEWE Index	Mirova/ISS-oekom score	5.00%	Excess Return	CAC	EUR	Quarterly 3rd Friday M J S D
<b>Euronext® France 40 Responsible Investment Decrement 5% Index</b>	RFRA40	07 Nov. 2018	31 Dec. 2007		<b>France</b> 40 stocks from CAC Index	Mirova/ISS-oekom score	5.00%	Excess Return	CAC	EUR	Quarterly 3rd Friday M J S D


(1) Please check with your sales representatives for Excess Return, Price Return or Total Return versions.



INDEX NAME	BLOOMBERG TICKER	LAUNCH DATE	BACKTEST DATE	SPONSORS/ CALCULATION AGENT	INVESTMENT & REFERENCE UNIVERSE	WEIGHTING METHOD	SYNTHETIC DIVIDEND	RETURN <sup>(1)</sup>	BENCH.	CUR.	REBAL.
SRI/CLIMATE INDEX											
<b>Euronext® Responsible Investment Euro 50 Equal Weight Decrement 5% Index</b>	ERI5E	05 Dec. 2018	31 Dec. 2007	Euronext	<b>Eurozone</b> 50 responsible investment stocks	Equally weighted	5.00%	Excess Return	SX5E	EUR	Quarterly 3rd Friday M J S D
<b>Euronext® Water &amp; Ocean Europe 40 EW Decrement 4%</b>	WATER4D	02 Oct. 2019	21 Dec. 2009	Euronext	<b>Eurozone + Nordics</b> 40 best Water score stocks	Equally weighted	4.00% net	Excess Return	SX5E	EUR	Annually 3rd Friday December
<b>Euronext® Water &amp; Ocean Europe 40 EW Decrement 5%</b>	WATER5D	02 Oct. 2019	21 Dec. 2009	Euronext	<b>Eurozone + Nordics</b> 40 best Water score stocks	Equally weighted	5.00% net	Excess Return	SX5E	EUR	Annually 3rd Friday December
<b>Euronext Climate Objective 50 Euro EW Decrement 4%</b>	ECO4D	11 Mar. 2020	19 Nov. 2010	Euronext	<b>Eurozone</b> 50 low carbon stocks	Equally weighted	4.00% net	Excess Return	SX5E	EUR	Annually 3rd Friday March
<b>iEdge ESG Transatlantic Water EW 50 Decrement 50 points</b>	ESGTW5DG	09 Oct. 2020	17 Dec. 2010	SGX	<b>Eurozone + Nordics +US/Canada</b> 50 best Water score stocks	Equally weighted	50 points	Excess Return	SX5E	EUR	Semi-annually 4th Monday M S
<b>iEdge ESG Transatlantic Water EW 50 Decrement 5%</b>	ESGTW5DN	09 Oct. 2020	17 Dec. 2010	SGX	<b>Eurozone + Nordics + US/Canada</b> 50 best Water score stocks	Equally weighted	5.00% net	Excess Return	SX5E	EUR	Semi-annually 4th Monday M S
<b>iEdge Europe Climate EW 40 Decrement 50 Points</b>	CLIMATDG	09 Oct. 2020	26 Sep. 2011	SGX	<b>Eurozone</b> 40 low carbon stocks	Equally weighted	50 points brut	Excess Return	SX5E	EUR	Quarterly 4th Monday M S
<b>iEdge Europe Climate EW 40 Decrement 5%</b>	CLIMATD	09 Oct. 2020	26 Sep. 2011	SGX	<b>Eurozone</b> 40 low carbon stocks	Equally weighted	5.00% net	Excess Return	SX5E	EUR	Semi-annually 4th Monday M S
<b>Solactive Ethique, Indépendance et Gouvernance Responsable France 30</b>	SOLEIG	16 Oct. 2020	05 Feb. 2014	Solactive	<b>France</b> 30 best Governance score stocks	Market Capitalisation	5.00% net	Excess Return	CAC	EUR	Quarterly 1st Wednesday F M A N
<b>iEDGE ESG Transatlantic EW 50 Decrement 5% NTR Index</b>	ESGT50DN	22 Feb. 2021	28 Dec. 2009	SGX	<b>Eurozone + US</b> 50 best ESG performances	Equally weighted	5.00% net	Excess Return	SX5E	EUR	Quarterly 4th Monday M J S D
<b>iEDGE ESG Transatlantic EW 50 Decrement 50 Points GTR Index</b>	ESGT50DG	07 Apr. 2021	28 Dec. 2009	SGX	<b>Eurozone + US</b> 50 best ESG performances	Equally weighted	50 points	Excess Return	SX5E	EUR	Quarterly 4th Monday M J S D
<b>iEdge ESG Transatlantic SDG 50 EW Decrement 5% NTR Index</b>	SDGT50DN	21 Dec. 2021	28 Dec. 2009	SGX	<b>Eurozone + US</b> 50 best ESG performances	Equally weighted	5.00% net	Excess Return	SX5E	EUR	Quarterly 4th Monday M J S D
<b>iEdge ESG Transatlantic SDG 50 EW Decrement 50 Points GTR Index</b>	SDGT50DG	21 Feb. 2022	28 Dec. 2009	SGX	<b>Eurozone + US</b> 50 best ESG performances	Equally weighted	50 points	Excess Return	SX5E	EUR	Quarterly 4th Monday M J S D
<b>iEdge ESG Transatlantic EW 30 Decrement 50 Points GTR Index</b>	ESGT30DG	15 June 2021	28 Dec. 2009	SGX	<b>Eurozone + US</b> 30 best ESG performances	Equally weighted	50 points	Excess Return	SX5E	EUR	Quarterly 4th Monday M J S D
<b>iEdge ESG Transatlantic EW 50 Decrement 5% NTR Index</b>	ESGT50DN	15 June 2021	28 Dec. 2009	SGX	<b>Eurozone + US</b> 30 best ESG performances	Equally weighted	5.00% net	Excess Return	SX5E	EUR	Quarterly 4th Monday M J S D

(1) Please check with your sales representatives for Excess Return, Price Return or Total Return versions.



INDEX NAME	BLOOMBERG TICKER	LAUNCH DATE	BACKTEST DATE	SPONSORS/ CALCULATION AGENT	INVESTMENT & REFERENCE UNIVERSE	WEIGHTING METHOD	SYNTHETIC DIVIDEND	RETURN <sup>(1)</sup>	BENCH.	CUR.	REBAL.
SRI/CLIMATE INDEX											
iEdge ESG Euro Responsible Management EW 30 Decrement 5% NTR Index	ESGERMDN	11 Feb. 2022	28 Dec. 2009		Europe 30 best ESG scores	Equally weighted	5.00% net	Excess Return	SX5E	EUR	Quarterly 4th Monday M J S D
iEdge ESG Euro Responsible Management EW 30 Decrement 50 Points GTR Index	ESGERMDG	11 Feb. 2022	28 Dec. 2009		Europe 30 best ESG scores	Equally weighted	50 points	Excess Return	SX5E	EUR	Quarterly 4th Monday M J S D
THEMATIC INDEX											
Solactive European Quality Market Neutral Index	SOLEQIMN	11 Apr. 2016	08 Jan. 2001		Europe 50 quality market neutral stocks	Equally weighted	No	Price Return	SX5E	EUR	Annually 2nd Monday January
Solactive Quality of Life Select 40 Index	SOLQLIFE	11 Aug. 2016	24 Aug. 2006		Europe + US 40 quality of life stocks	Volatility & Dividends yield weighted	No	Price Return	SX5E	EUR	Quarterly 4th Monday J A J O
Solactive Global Infrastructure Select 40 Index	SOLINFGI	16 May 2017	05 Jan. 2007		Global 40 highest dividend ans least volatile infrastructure stocks	Volatility & Dividends	No	Price Return	SDGP	EUR	Quarterly last business day M J S D
Solactive Global Infrastructure Select 40 USD Net Total Return Index	SOLINFTU	16 May 2017	05 Jan. 2007		Global 40 highest dividend ans least volatile infrastructure stocks	Volatility & Dividends	No	Net Total Return	SDGV	USD	Quarterly last business day M J S D
Solactive Online Gaming VT ER Index	SOLOGVT	07 Feb. 2020	06 Oct. 2004		Global 5 stocks representing the online gaming sector	Equally weighted	XX	Excess Return	-	USD	Static
Solactive Transatlantic Infrastructure Select 40 Index	SOLTINFR	27 Oct. 2017	26 Oct. 2007		Europe + US 40 highest dividend ans least volatile infrastructure stocks	Volatility & Dividends	No	Price Return	SDGP	EUR	Quarterly last business day M J S D
Solactive Transatlantic Healthcare Equity Index 12% VT	SOLHC12	12 Dec. 2018	16 Apr. 2007		Global 50 least volatile healthcare stocks & 3M Libor	Inverse Volatility	2.00%	Excess Return	MXWO	USD	Quarterly last business day M J S D
Solactive Post-Pandemic World Index	SOLPPW	08 Aug. 2020	06 Oct. 2015		Global 10 companies (post-COVID theme)	Equally weighted	3.50%	Excess Return	MXWO	USD	Static
Solactive Top 10 US Technology VT Index	SOTEC10V	08 Aug. 2019	31 Dec. 2012		US 10 largest & least volatile technology stocks	Inverse Volatility	3.75% net	Excess Return	SPX	USD	Quarterly 3rd Friday M J S D
Solactive US Economy New Leaders VT Index	SOLUNEWV	03 May 2021	01 Sept. 2015		US 12 companies (post-Biden theme)	Risk parity	4.00%	Excess Return	SPX	USD	Static
Solactive Gafam Equally Weighted Decrement Index	SOGAFAM	9 Sept. 2021	31 May 2012		US GAFAM	Equally weighted	5.00%	Excess Return	NDX	USD	Static

(1) Please check with your sales representatives for Excess Return, Price Return or Total Return versions.

## DISCLAIMER

**This document is for discussion and information purposes only. It is highly confidential and it is the property of Natixis. It should not be transmitted to any person other than the original addressee(s) without the prior written consent of Natixis.** This document is a marketing presentation. It does not constitute an independent investment research and has not been prepared in accordance with the legal requirements designed to promote the independence of investment research. Accordingly there are no prohibitions on dealing ahead of its dissemination. The distribution, possession or delivery of this document in, to or from certain jurisdictions may be restricted or prohibited by law. Recipients of this document are therefore required to ensure that they are aware of, and comply with, such restrictions or prohibitions. Neither Natixis, nor any of its affiliates, directors, employees, agents or advisers nor any other person accept any liability to anyone in relation to the distribution, possession or delivery of this document in, to or from any jurisdiction. This Document is only addressed to Investment Professionals as set out in Article 19 of the Financial Services and Markets Act 2000 (Financial Promotion) Order 2005 or to persons regarded as professional investors under equivalent legislation under a jurisdiction of the European Economic Area. This document is not for distribution to retail client. This document is communicated to each recipient for information purposes only and does not constitute a personalised recommendation. It is intended for general distribution and the products or services described herein do not take into account any specific investment objective, financial situation or particular need of any recipient. It should not be construed as an offer or solicitation with respect to the purchase, sale or subscription of any interest or security or as an undertaking by Natixis to complete a transaction subject to the terms and conditions described in this document or any other terms and conditions. Any guarantee, funding, interest or currency swap, underwriting or more generally any undertaking provided for in this document should be treated as preliminary only and is subject to a formal approval and written confirmation in accordance with Natixis' current internal procedures. Natixis has neither verified nor independently analysed the information contained in this document. Accordingly, no representation, warranty or undertaking, express or implied, is made to recipients as to or in relation to the accuracy or completeness or otherwise of this document or as to the reasonableness of any assumption contained in this document. The information contained in this document does not take into account specific tax rules or accounting methods applicable to counterparties, clients or potential clients of Natixis. Therefore, Natixis shall not be liable for differences, if any, between its own valuations and those valuations provided by third parties; as such differences may arise as a result of the application and implementation of alternative accounting methods, tax rules or valuation models. Prices and margins are deemed to be indicative only and are subject to changes at any time depending on, inter alia, market conditions. Past performance and simulations of past performance are not a reliable indicator and therefore do not predict future results. The information contained in this document may include results of analyses from a quantitative model, which represent potential future events that may or may not be realised, and is not a complete analysis of every material fact representing any product. Information may be changed or withdrawn by Natixis at any time without notice. More generally, no responsibility is accepted by Natixis, nor by any of its holding companies, subsidiaries, associated undertakings or controlling persons, or any of their respective directors, officers, partners, employees, agents, representatives or advisors as to or in relation to the characteristics of this information. The statements, assumptions and opinions contained in this document may be forward-looking and are therefore subject to risks and uncertainties. Actual results and developments may differ materially from those expressed or implied, depending on a variety of factors and accordingly there can be no guarantee of the projected results, projections or developments. Natixis makes no representation or warranty, expressed or implied, as to the accomplishment of or reasonableness of, nor should any reliance be placed on any projections, targets, estimates or forecasts, or on the statements, assumptions and opinions expressed in this document. Nothing in this document should be relied on as a promise or guarantee as to the future. It should not be assumed that the information contained in this document will have been updated subsequent to the date stated on the front page of this document. In addition, the delivery of this document does not imply in any way an obligation on anyone to update the information contained herein at any time. Natixis shall not be liable for any financial loss or any decision taken on the basis of the information contained in this document and Natixis does not hold itself out as providing any advice, particularly in relation to investment services. In any event, you should request any internal and/or external advice that you consider necessary or desirable to obtain, including any financial, legal, tax or accounting advice, or any other specialist advice, in order to verify in particular that the investment(s) described in this document meets your investment objectives and constraints, and to obtain an independent valuation of such investment(s), and the risk factors and rewards. Natixis is supervised by the European Central bank (ECB). Natixis is authorised in France by the Autorité de contrôle prudentiel et de résolution (ACPR) as a Bank – Investment Services Provider and subject to its supervision. Natixis is regulated by the AMF in respect of its investment services activities. In the UK, Natixis is authorised by L'Autorité de Contrôle Prudentiel et de Résolution and subject to limited regulation by the Financial Conduct Authority and Prudential Regulation Authority. Details about the extent of our regulation by the Financial Conduct Authority and Prudential Regulation Authority are available from us on request. In Germany, NATIXIS is authorized by the Autorité de contrôle prudentiel et de résolution (ACPR) as a bank – investment services provider and is subject to its supervision. NATIXIS Zweigniederlassung Deutschland is subject to a limited form of regulation by the Bundesanstalt für Finanzdienstleistungsaufsicht (BaFin) with regards to the conduct of its business in Germany under the right of establishment there. The transfer/distribution of this document in Germany is performed by/under the responsibility of NATIXIS Zweigniederlassung Deutschland. Natixis is authorised by the ACPR and regulated by Bank of Spain and the Comisión Nacional de Mercado de Valores (CNMV) for the conduct of its business under the right of establishment in Spain. Natixis is authorised by the ACPR and regulated by Bank of Italy and the CONSOB (Commissione Nazionale per le Società e la Borsa) for the conduct of its business under the right of establishment in Italy. Natixis is authorised by the ACPR and regulated by the Dubai Financial Services Authority (DFSA) for the conduct of its business in and from the Dubai International Financial Centre (DIFC). The document is being made available to the recipient with the understanding that it meets the DFSA definition of a Professional Client; the recipient is otherwise required to inform Natixis if this is not the case and return the document. The recipient also acknowledges and understands that neither the document nor its contents have been approved, licensed by or registered with any regulatory body or governmental agency in the GCC or Lebanon. This document is not intended for distribution in the United States, or to any US person, or in Canada, Australia, the Republic of South Africa or Japan.



Cannon Bridge House  
25 Dowgate Hill  
London EC4R 2YA  
[www.natixis.com](http://www.natixis.com)

